

MDL-SD-635/600-1000mW



RED DIODE LASER
AT 635nm

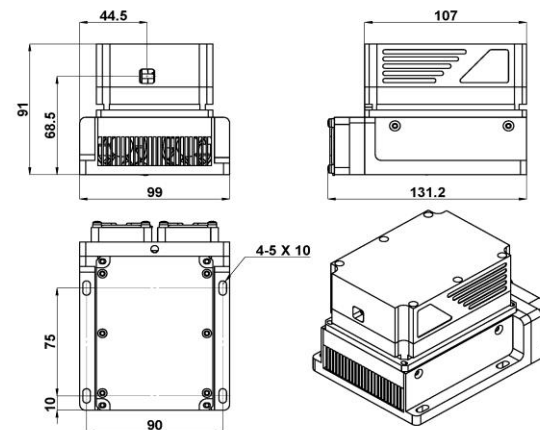
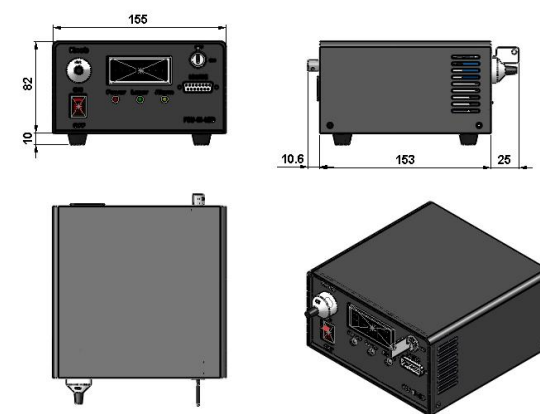
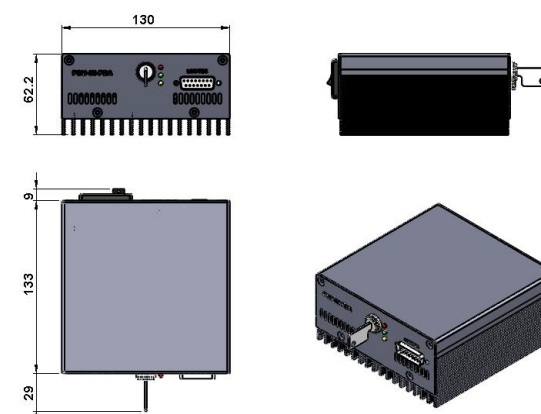
Red diode laser at 635nm is made features of ultra compact, long lifetime, cost-effectiveness and easy operating, which is widely used in measurement, spectrum analysis, laser lighting show, etc.



SPECIFICATIONS

Wavelength (nm)	635±5
Operating mode	CW
Output power (mW)	>600, 700, ..., 1000
Power stability (rms, over 4 hours)	<1%, <3%, <5%
Polarization direction	Horizontal+ Vertical
Beam diameter at the aperture (1/e ² ,mm)	5.0×3.8
Beam divergence, full angle (mrad)	<1.6×0.2
Warm-up time (minutes)	<5
Beam height from base plate (mm)	68.5
Operating temperature (°C)	10~35
Power supply (85-264VAC)	PSU-III-LED/ PSU-III-FDA
TTL / Analog modulation	TTL or Analog with 1Hz-1KHz 1KHz-10KHz, 10KHz-30KHz optional
Expected lifetime (hours)	10000
Warranty	1 year



MDL-SD-635	PSU-III-LED	PSU-III-FDA
 <p>131.2(L)×99(W)×91(H) mm³, 1.6kg</p>	 <p>188.6 (L) ×155(W) ×92 (H) mm³, 1.5kg</p>	 <p>171(L) ×130(W) ×62.2 (H) mm³, 1.2kg</p>