

MDL-SD-460/462/465-OEM/2-4W



OEM BLUE DIODE LASER
AT 460/462/465nm

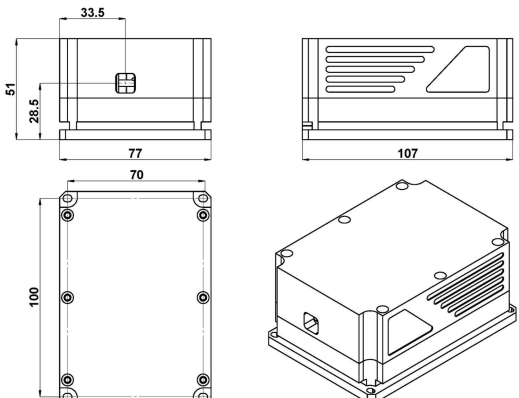
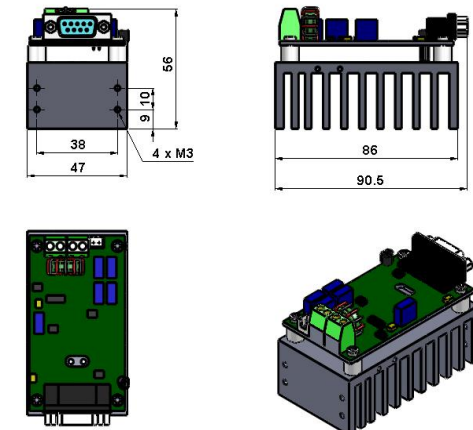
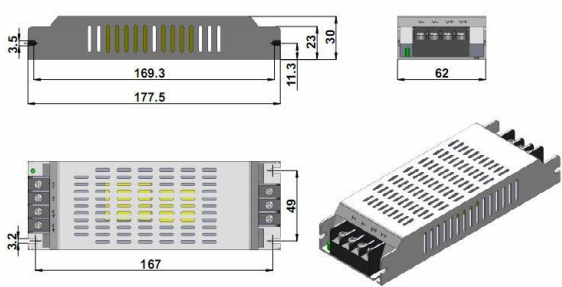
It features ultra compact design, long lifetime, cost-effectiveness and easy operation. They are widely used in laser projection, stage lighting, biomedical applications, metrology, etc.



SPECIFICATIONS

Central wavelength (nm)	460±5/ 462±5/ 465±5	
Operating mode	CW	
Output power (mW)	>2000, >2500, ..., 4000	
Power stability (rms, over 4 hours) at 25 °C	<1%, <2%, <3%	
Polarization direction	Horizontal/ Vertical	Horizontal+ Vertical
Beam diameter at the aperture (mm)	~4.7×2.7	~2.7×2.7
Beam divergence, full angle (mrad)	~1.4×0.2	
Warm-up time (minutes)	<5	
Operating temperature (°C)	25+/-3	
Driver (12VDC 15A)	PSU-SD-OEM	
TTL / Analog modulation	TTL or Analog with 1Hz-1kHz 1kHz-10kHz, 10kHz-30kHz optional	
Expected lifetime (hours)	10000	
Warranty	1 year	



MDL-SD-460/462/465-OEM	PSU-SD-OEM	Accessory (Power supply 100-240VAC)
 <p>107(L)×77(W)×51(H) mm³, 1.0kg</p>	 <p>90.5 (L) ×47(W) ×56(H) mm³, 0.3kg</p>	 <p>177.5(L)×62(W)×30(H) mm³, 0.5 kg</p>