

MDL-XD-460/462/465/8-16W

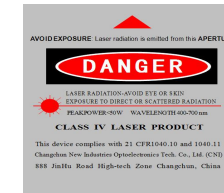
**BLUE DIODE LASER
AT 460/462/465nm**

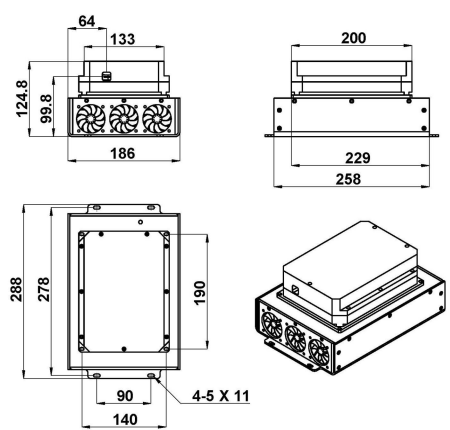
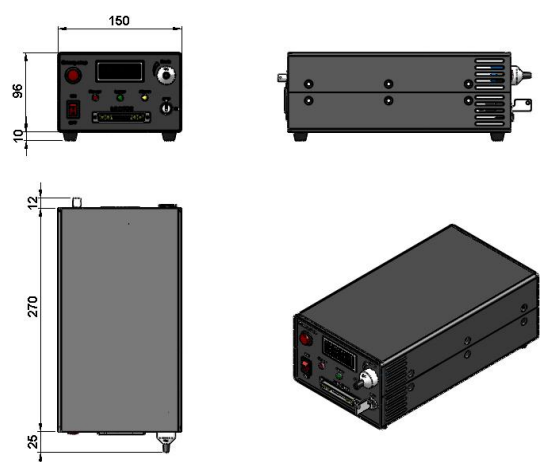
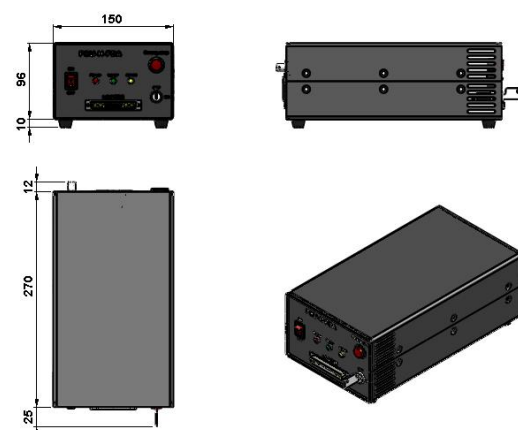
It features ultra compact design, long lifetime, cost-effectiveness and easy operation. They are widely used in laser projection, stage lighting, biomedical applications, metrology, etc.



SPECIFICATIONS

Central wavelength (nm)	460±5/ 462±5/ 465±5
Operating mode	CW
Output power (mW)	>8000 ,9000, ..., 16000
Power stability (rms, over 4 hours)	<1%, <2%, <3%
Polarization direction	Horizontal+Vertical
Beam diameter at the aperture (mm)	~5×5
Beam divergence, full angle (mrad)	<2.4×2.0
Warm-up time (minutes)	<5
Operating temperature (°C)	10-35
Power supply (100-240VAC)	PSU-N-LED/ PSU-N-FDA
Expected lifetime (hours)	10000
TTL / Analog modulation	TTL or Analog with 1Hz-1kHz 1kHz-10kHz, 10kHz-30kHz optional
Expected lifetime (hours)	10000
Warranty	1 year



MDL-XD-460/462/465	PSU-N-LED	PSU-N-FDA
 <p>288(L) × 186(W) × 124.8(H) mm³, 6.6 kg</p>	 <p>307(L) × 150(W) × 106 (H) mm³, 3.0kg</p>	 <p>307(L) × 150(W) × 106 (H) mm³, 3.0kg</p>