

MDL-XD-650/655-OEM/3000-4500mW




**OEM RED DIODE LASER
AT 650/655nm**

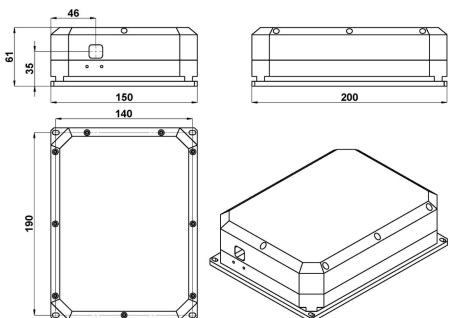
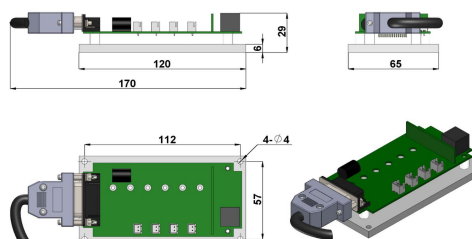
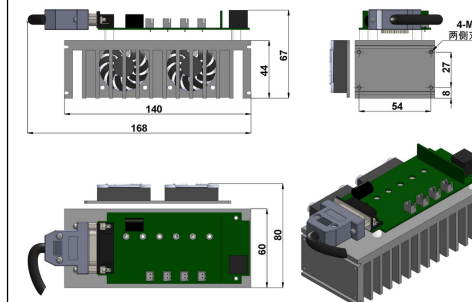
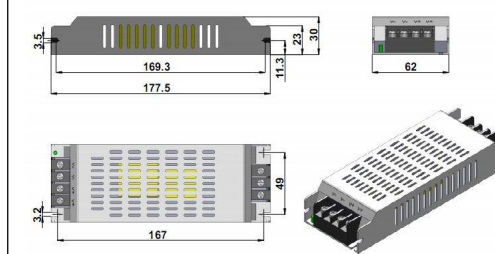
It features ultra compact design, long lifetime, cost-effectiveness and easy operation. They are widely used in measurement, spectrum analysis, laser lighting show, etc.



SPECIFICATIONS

Central wavelength (nm)	650±10/ 655±10
Operating mode	CW
Output power (mW)	>3000, 3500, ...,4500
Power stability (rms, over 4 hours)	<1%, <2%, <3%
Polarization direction	Horizontal/ Vertical
Beam diameter at the aperture (mm)	~9.5×14
Beam divergence, full angle (mrad)	<3.5×4.0
Warm-up time (minutes)	<5
Beam height from base plate (mm)	35
Operating temperature (°C)	25+/-3
Driver (12VDC 15A)	PSU-PN7-OEM/ PSU-PN7-OEM-H
TTL / Analog modulation	TTL or Analog with 1Hz-1kHz 1kHz-10kHz, 10kHz-30kHz optional
Expected lifetime (hours)	10000
Warranty	1 year



MDL-XD-650/655-OEM	PSU-PN7-OEM	PSU-PN7-OEM-H	Accessory (Power supply 100-240VAC)
 <p>200(L)×150(W) ×61(H) mm³, 4.5kg</p>	 <p>120(L)×65(W) ×29(H) mm³, 0.3kg</p>	 <p>140(L)×80(W) ×67(H) mm³, 0.6kg</p>	 <p>177.5(L)×62(W) ×30(H) mm³, 0.5kg</p>